

## FEATURES

- Advanced Microprocessor-based circuitry
- Utilizes Analog to Digital Signal Conversion
- Unique Passive Adaptive Algorithm optimizes detection
- Exclusive Detect & Compare Imaging Diagnostics D.C.I.D.
- True Room Temperature Measurement provides accurate sensitivity and Room-Temp Alert Features
- Selectable sensitivity
- 40 Element Stacked Array Lens eliminates detection hot spots
- Look Down/Creep Zones provides coverage beneath sensor
- Small Pet and Rodent Immunity (20lbs. maximum) (Not evaluated by UL)
- Dual Mode Multifunction Trouble Output (Temp Alert-Self Test)
- Low Temperature Alert for Heating System Monitoring (a Patented Feature) signals panel if temperature drops below 40°F in the premises
- High Temperature Alert for Cooling System Monitoring (a Patented Feature) signals panel if temperature rises above 90°F in the premises
- Unique circuit design protects against false alarms due to radio-frequency interference
- Vertical and horizontal aiming capabilities
- Small size with ample wiring space
- Flat or Corner mountable to 12 feet
- Swivel bracket for ceiling or wall mounting above 12 feet (SVL2) (Not evaluated by UL)
- Bug Shield

## DESCRIPTION:

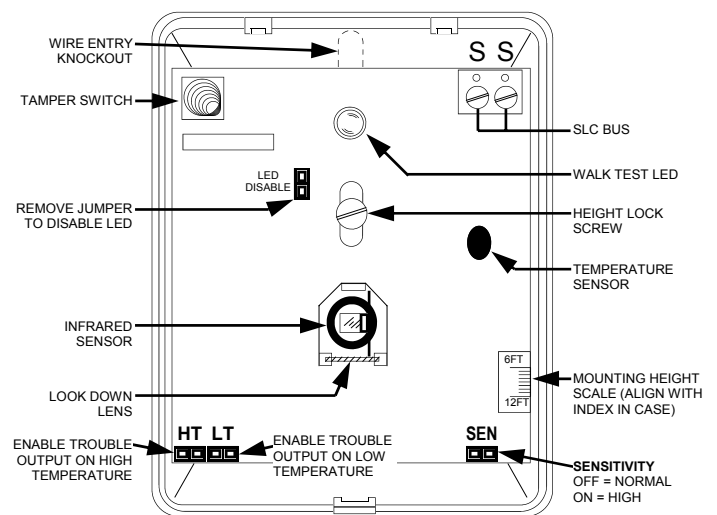
The Napco **GEMC-BSLC-PIR** Passive Infrared Sensor can cover 50' long by 50' wide (high Sensitivity) or 30' x 35' (low sensitivity) and can be corner or wall mounted. The GEMC-BSLC-PIR is an addressable sensor being powered and communicating on the NAPCO 2 or 4 wire Signal Line Circuit (SLC) Security communications of the FIREWOLF dual technology Control Panel.

# Security Motion Sensor GEMC-BSLC-PIR



## AGENCY LISTINGS

- UL365: Police Station Alarm Units
- UL609: Local Burglar Alarm Units and Systems
- UL1023: Household Burglar Alarm System Units
- UL1610: Central Station Burglar Alarm Units
- Security Industry Association (SIA) False Alarm Reduction Standard CP-01



GEMC-BSLC-PIR Circuit Board Detail

**SPECIFICATIONS**

**Coverage (L x W):** 50 feet x 50 feet (15.2m x 15.2m) at 68°F (20°C), typical (with High Sensitivity Jumper "SEN" installed) 30 feet x 35 feet (9.1m x 10.6m) at 68°F (20°C), typical (with Normal Sensitivity)  
**Operating Temperature:** 14°F to 120°F (-10° to + 49° C)  
**Mounting:** Wall or corner, 6 - 12 feet (3.6m) max.  
**High Temperature Set Point:** 90°F +/- 4°F  
**Low Temperature Set Point:** 40°F +/- 4°

**RATINGS**

**Electrical Ratings**  
**Input Power:** 13.6-16.3VDC (supplied by GEMC-BSLC module), 19mA.  
**Output Power:** (not applicable)

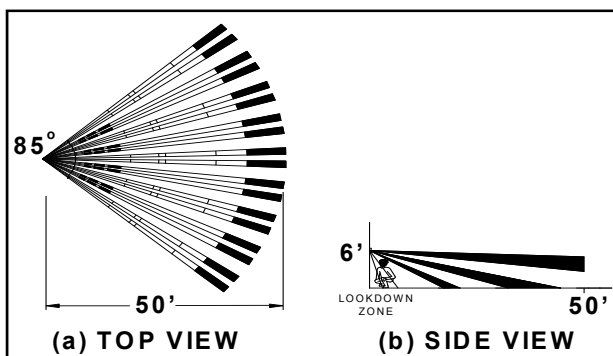
**Maximum Wiring Length:** 2000 feet (#16 AWG). Refer to GEMC-BSLC documentation for complete wiring information.  
 Unit shall be connected to model GEMC-BSLC which is employed in the GEMC C-Series control panel which is provided with a minimum of 4 hours standby on battery power.

**PHYSICAL**

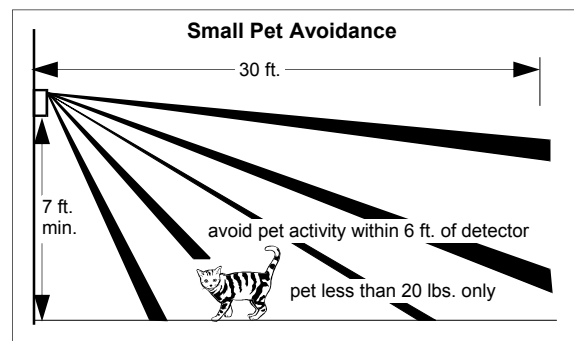
**Dimensions (HxWxD):** 3.3in x 2.5in x 1.9in (8.4cm x 6.4cm x 4.8cm)  
**Shipping Weight:** 5oz. (142g)

**ORDERING INFORMATION**

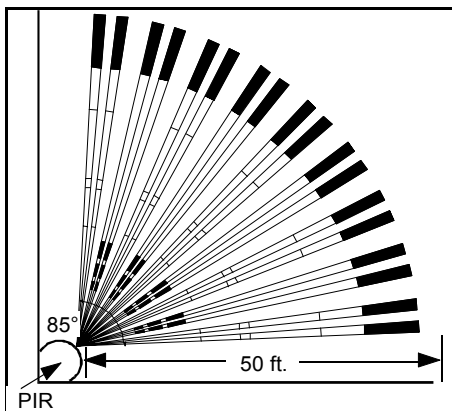
**GEMC-BSLC-PIR:** Addressable SLC Commercial Burg Device - PIR Motion Detector, Range 50'x50'.



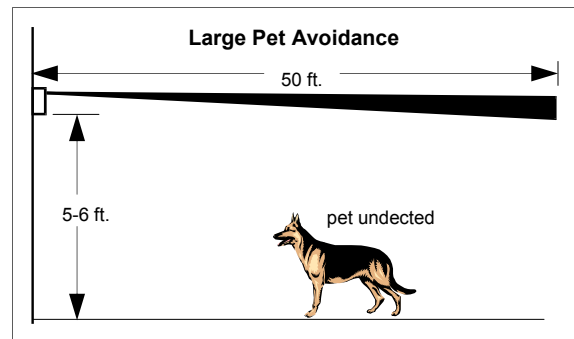
Standard Wide-Angle Lens (LENS109) Coverage Pattern



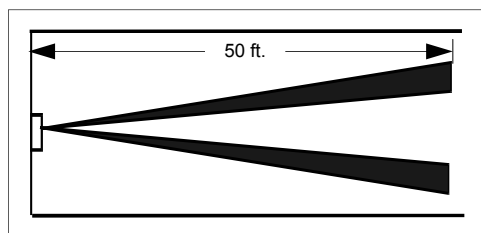
Side View: Standard Lens (LENS100) used for small pets



Top View: Standard Wide Angle Lens (LENS109) corner mounted



Side View: Pet-Alley Lens (LENS817) used for larger pets



Top View: Barrier Lens (LENS818) used for hallways