

### FEATURES

#### GEMC-WL-DT

- Signal Selective Processing for reliable operation
- Power-up system diagnostic tests virtually all electronics
- Microwave and PIR self test
- Watchdog microprocessor supervision
- Unique circuit design protects against false alarms due to radio-frequency interference
- Dual-element PIR sensor
- Automatic PIR operation on microwave failure
- High-efficiency, dirt-resistant grooves-in lens with "look-down" beams; large area assures high sensitivity
- Bracket-free wall or corner mountable; universal swivel-bracket (SVLBKT) available
- Vertical and horizontal aiming capabilities
- Built-in front and rear tamper micro switches to protect against removal of front cover and removal from wall

#### GEMC-WL-PIR

- Signal Selective Processing for reliable operation
- Unique circuit design protects against false alarms due to radio-frequency interference
- Vertical and horizontal aiming capabilities
- Dual-element sensor
- Lens Bank of optional accessory lenses
- Large lens area assures high sensitivity
- Small size
- Corner mountable
- Built-in front and rear tamper micro switches to protect against removal of front cover and removal from wall

#### GEMC-WL-GB Glass types:

- Minimum size: 10-7/8" x 10-7/8", (280 mm x 280 mm) 3/32"
- 3/8" plate;
- 1/8" - 3/8" tempered;
- 1/8" - 9/16" laminated;
- 1/4" wired;
- 5/8" overall sealed insulated

### DESCRIPTION

The **GEMC-WL-DT** is an advanced dual-technology sensor designed for use with Napco's GEM-RECV and GEMC-RECV series wireless receivers. The unit is powered by four supplied 1½-volt C-size alkaline batteries. Battery life expectancy is 4 to 5½ years, depending upon the amount of activity in the protected area. When battery voltage drops below normal, a low-battery report will be sent to the receiver.

The **GEMC-WL-PIR** is an advanced PIR sensor designed for use with Napco's GEM-RECV and GEMC-RECV Series wireless receivers. The unit is powered by two 3-volt lithium batteries (supplied) for long service life. When battery voltage



GEMC-WL-DT



GEMC-WL-PIR



GEMC-WL-GB



#### GEMC-WL-DT AGENCY LISTINGS

#### GEMC-WL-PIR AGENCY LISTINGS

- UL365: Police Station Alarm Units
- UL609: Local Burglar Alarm Units and Systems
- UL864 9th Edition: Commercial Fire
- UL985: Household Fire Warning System Units
- UL1023: Household Burglar Alarm System Units
- UL1610: Central Station Burglar Alarm Units
- UL294: Access Control Systems
- Security Industry Association (SIA) False Alarm Reduction Standard CP-01

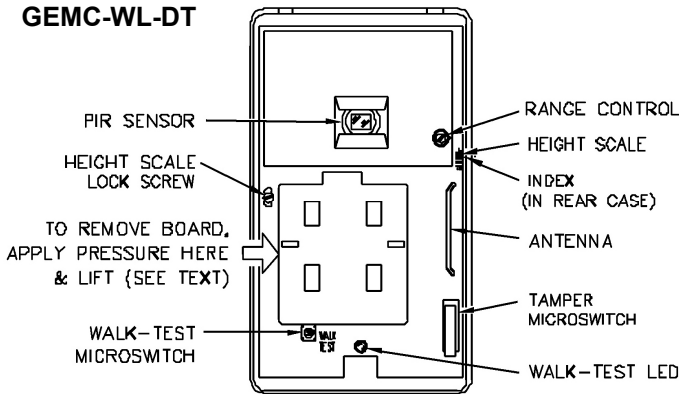
#### GEMC-WL-GB AGENCY LISTINGS

- UL365: Police Station Alarm Units
- UL609: Local Burglar Alarm Units and Systems
- UL639: Intrusion-Detection Units
- UL1023: Household Burglar Alarm System Units
- UL1610: Central Station Burglar Alarm Units

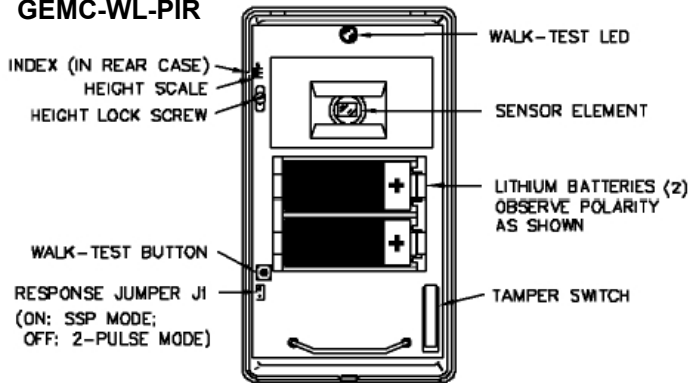
drops below normal, a low-battery report will be sent to the receiver; each transmitter has a unique factory programmed RF ID code (printed on the unit) that distinguishes itself to the receiver.

The **GEMC-WL-GB** is an advanced Commercial/Residential wireless acoustic glass-break detector designed for use with Napco's GEM Series receivers and GEMC-RECV wireless receivers. To validate minimum RF signal strength during installation, see receiver installation instructions. For greater false-alarm immunity, the glass break sensitivity can be adjusted and customized to match the acoustics of the room. The detector is powered by a type DL123A or CR123A 3-volt lithium battery (provided) that will power the transmitter for up to 5 years. When battery voltage drops below normal, a low-battery report will be sent to the receiver.

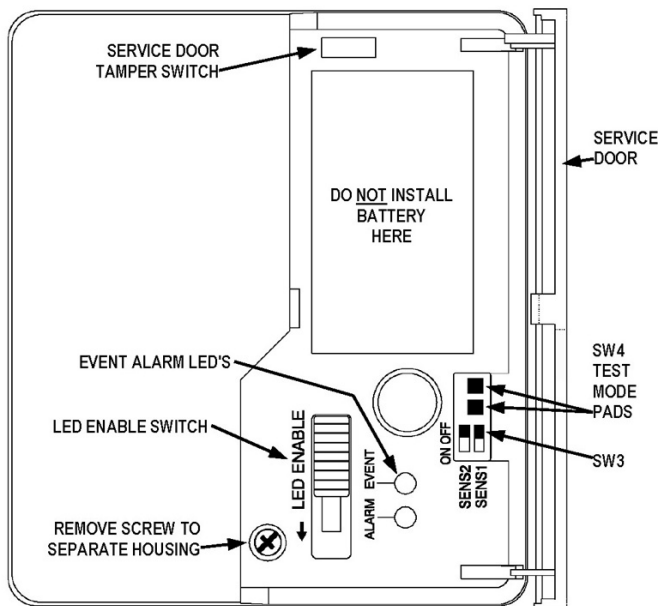
### GEMC-WL-DT



### GEMC-WL-PIR



### GEMC-WL-GB



### GEMC-WL-GB SPECIFICATIONS

**Range of Coverage** (radius distance from sensor): 7.6m (25') maximum, omnidirectional or 4.6m (15'). No minimum range.

**Input Power:** Powered by a 3-volt lithium battery; use Duracell DL123A, Varta / Power-One CR123A or Panasonic CR123A only.

**Alarm current (LED's disabled):** 40uA maximum (transient)

**Standby current:** 40uA typical

**Operating Frequency:** 319.5Mhz

**Operating Temperature:** 0°C to 49°C (32°F to 120°F) (Indoor use environment)

**Note:** Detector stabilizes within 3 minutes of power up.

**Relative humidity:** 85% (non-condensing)

**Housing material:** Flame-retardant ABS plastic

**Dimensions (HxWxD):** (122mm x 105mm x 33mm) 4.75" x 4.13" x 1.25"

**Weight:** 5.5oz (160g) [without batteries or transmitter]

**Note:** Coated glass with security films, including films for solar protection, up to 12 mil. thick may be used. The Glass-Gard GGLL1200 has been evaluated with this product by Underwriters Laboratories Inc. **UL Recognizes a maximum range of 6m (20') with sensitivity set at maximum for protecting 3mm (1.8") sealed insulating glass and 3mm (1/8") laminated glass.** **Note:** (1) Use 20' (6m) radius if unsure of glass type. (2) If not using a FG-700 or FG-701 glassbreak simulator to verify range, reduce range to 15' (4.5m) for windows with blinds or unlined drapes. (3) Reduce coverage 50% for armor-coated glass.

**Accessories:** FG-700 & FG-701 glassbreak simulator (not included) **NOTE:** The GEMC-WL-GB detects shattering of framed glass by a direct impact. It may not consistently detect breakage by blows that only crack the glass, by high velocity projectiles such as bullets, or glass broken without an impact.

### GEMC-WL-PIR SPECIFICATIONS

**PIR Coverage (l x w):** 50' x 50' (15.2m x 15.2m) at 20°C (68°F), typical

**Operating Temperature:** 0° to +50°C (32° to 122°F)

**Mounting:** Wall or corner, 10' (3m) maximum

**Dimensions:** 4.5" x 2.5" x 1.7" (11.4cm x 6.4cm x 4.3cm) (HxWxD)

**Shipping Weight:** 6.4oz (181gm)

### GEMC-WL-DT SPECIFICATIONS

**Coverage (l x w):** 40' x 40' (12.2m x 12.2m) at 20°C (68°F), typical.

**Operating Temperature:** 0° to +50°C (32° to 122°F)

**Self-Test Interval:** 11-16 hours

**Microwave Frequency:** 10.525GHz ± 25MHz

**Recommended Mounting Height:** 6--8', wall or corner

**Dimensions:** 5.5" x 3.25" x 2.4" (14cm x 8.3cm x 6.1cm) (HxWxD)

**Shipping Weight:** 1.2 lb (600 gm)

### ORDERING INFORMATION

**GEMC-RECV** UL Commercial Wireless Receiver

**GEMC-WL-DT** UL Commercial Wireless Dual Technology Motion Detector, PIR and Microwave, Range 40'x40'.

**GEMC-WL-PIR** UL Commercial Wireless PIR Motion Detector, Range 50'x50'.

**GEMC-WL-GB** UL Commercial Wireless Acoustic Glass break Sensor, Max Range 25'.

**GEMC-WL-WD** Low profile Wireless Input Alarm Transmitter (1 zone input)

**GEMC-WL-WD2** Wireless Input Alarm Transmitter with Rear Tamper (2 zone inputs)